


## WHEEL BRAKES RHI 100 FC

Based on the well proven design of SHI series brakes and its floating caliper version, we are pleased to announce the availability of a new combination from our modular brake component system: **Wheel Brakes RHI 100 FC.**



### RHI 100 FC wheel brakes consist of

- a standard caliper half in out-door version
- a standard non-hydraulic half of a floating caliper version
- bolted onto a special floating console,
- hinged on a tailor made, non-floating bracket for bolting onto the existing steel structure

### The advantages are:

- compensation of lateral wheel movement of up to +/- 10 mm
- adjustable guide pads for reduced pad wear
- fully suitable for out-door installation at sea-side condition
- reduced envelope dimensions
- easy maintenance
- reduced stock inventory
- special sinter linings for reliable friction coefficient even on rusty or greasy wheel flanges

### As further options are available:

- monitoring switches for "pad wear" and "released position"
- flow control valve for delayed closing time
- fully adapted hydraulic systems for operating up to eight of RHI 100 FC

For further details on the design feature and components, please refer to attached illustrations and do not hesitate to contact us further information.

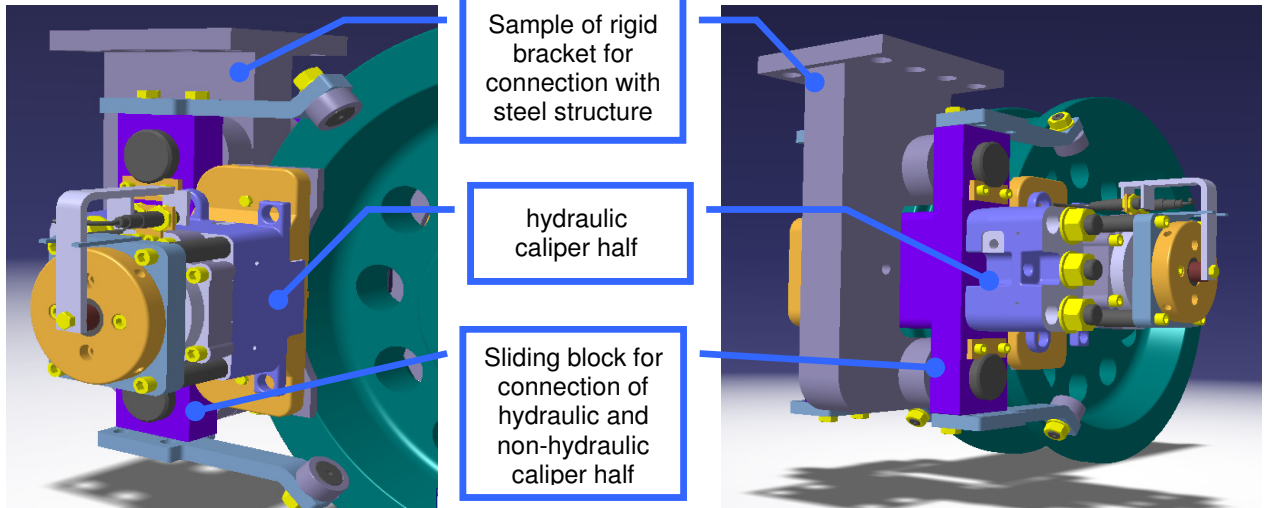
Trusting this information to meet you interest we remain looking forward to hearing from you

With best regards

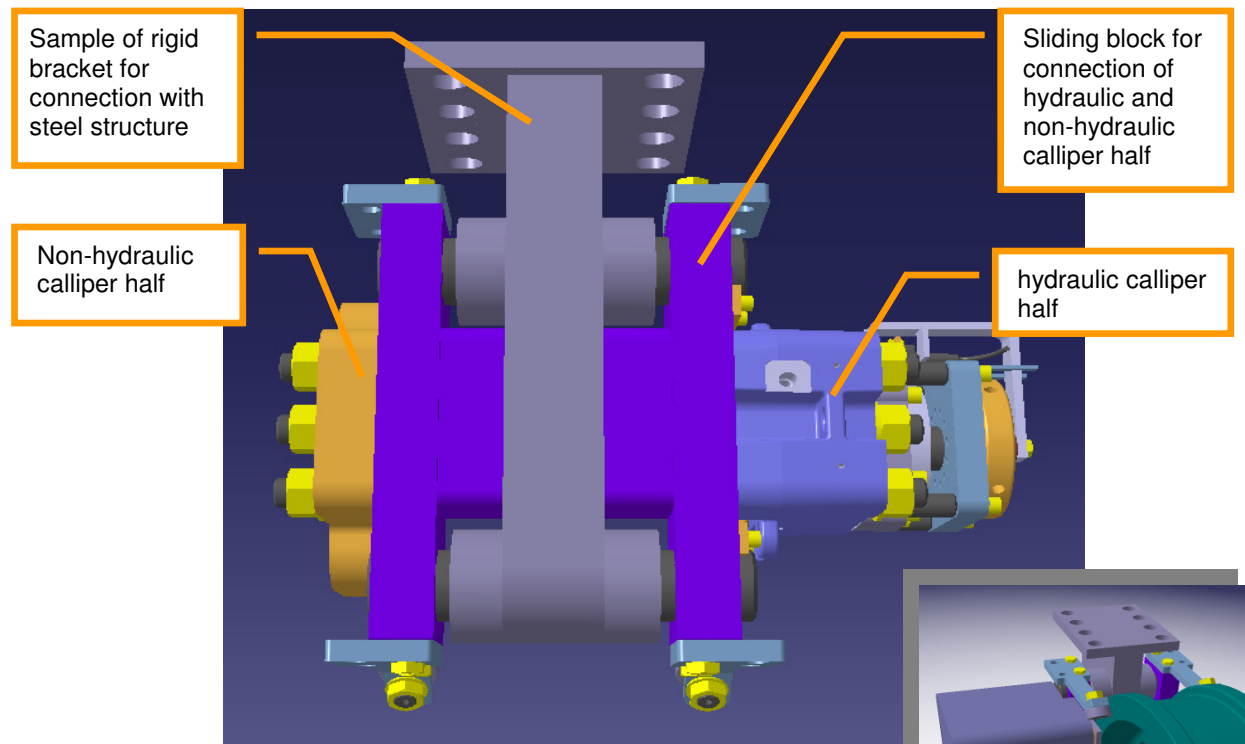
SIEGERLAND BREMSSEN  
Emde GmbH & Co. KG

## WHEEL BRAKES RHI 100 FC

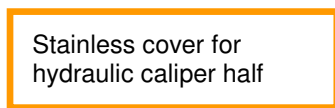
1) front right view on hydraulic caliper half



2) rear right view on hydraulic caliper half



3) rear view



4) front right view

product information